



Since 1949

Acme Sanitary Ware Co. Ltd.

1/F, Acme Building, 22-28 Nanking Street, Kowloon, Hong Kong



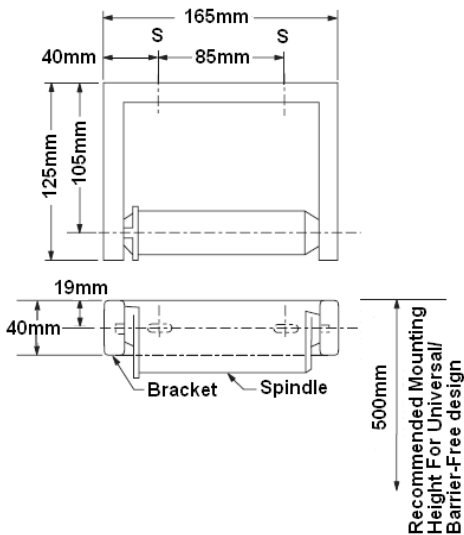
Tel: 2388 7171 Fax: 2710 8012

Email: acme@acmesanitary.com.hk

Website: www.acmesanitary.com.hk

PROJECT		REF		REV	ITEM CODE	
LOCATION		DATE			PAGE	

SANITARY WARE SPECIFICATION SHEET

Item Descriptions	Bobrick (USA) "Classic Series" Single-roll toilet tissue dispenser with controlled delivery	<div>Illustration/ Drawing</div> <div></div> <div></div>
Dimensions	Refer to drawing	
Model	B-273	
Material/ Finish	Heavy-duty cast aluminum/ Satin	
Manufacturer	Bobrick Washroom Equipment Inc. (USA)	
Supplier	Acme Sanitary Ware Co. Ltd Mr. Eric Wong/ Mr. Don Yuen	
Contact Tel/Fax E-mail Website	(852) 2388-7171 / (852) 2710-8012 acme@acmesanitary.com.hk www.acmesanitary.com.hk	
<p>MATERIALS:</p> <p>Bracket — Heavy-duty cast aluminum with satin finish. Small extrusion limits rotation of spindle to 3/4 revolution.</p> <p>Spindle — Molded high-impact ABS. Equipped with retractable pin and concealed locking mechanism.</p> <p>OPERATION:</p> <p>Controlled delivery of toilet tissue roll; 3/4 revolution of spindle on each dispensing operation. Counterbalanced spindle automatically returns to original position. Eliminates waste. Accommodates one standard-core toilet tissue roll up to 6" (152mm) diameter (2000 sheets). Spindle can only be removed with special key furnished. Theft-resistant.</p> <p>INSTALLATION:</p> <p>For partitions with particle-board or other solid core, provide sheet-metal screws or through-bolts, nuts, and washers.</p> <p>For hollow-core metal partitions, provide solid backing into which sheet-metal screws can be secured. If two units are installed back-to-back, then provide threaded sleeves and machine screws for the full thickness of partition.</p> <p>For plaster or dry wall construction, provide concealed backing to comply with local building codes, then secure unit with sheet-metal screws.</p> <p>For other wall surfaces, provide sheet-metal screws and fiber plugs or expansion shields, or provide 1/8" (3mm) toggle bolts or expansion bolts.</p> <p>SPECIFICATION:</p> <p>Single-roll toilet tissue dispenser shall have a heavy-duty cast-aluminum bracket with satin finish. Theft-resistant spindle shall be molded high-impact ABS with a retractable pin and concealed locking mechanism. Unit shall accommodate one standard-core toilet tissue roll up to 6" (152mm) diameter (2000 sheets) and provide controlled delivery operation.</p>		<div></div>

* All information of the above is for the reference only. No prior notice is made if any changes.

Source: Bobrick Washroom Equipment Inc.